



Alligator® Multiple Rivet Installation Tool

AR210




The Alligator® Multiple Rivet Installation Tool makes it easy to install hundreds of Alligator Rivet splices a year. NOTE: When using the pneumatic punch, air pressure not to exceed 85 psi.

Take advantage of a time- and labor-saving solution that makes installation of our heavy-duty baler Alligator® Rivet belt splice easier than ever.

The Alligator Multiple Rivet Installation Tool features include a forged, heat-treated pneumatic punch and a durable, impact-resistant guide block. Combined with a medium-stroke air hammer, these tools help you set up and finish splices quickly, and ensure proper splice compression. Best of all, they reduce the fatigue of hammering.

The tool also features belt stops to ensure clear hinge-pin insertion, cam levers to clamp belts securely in place, and prominent markings to simplify alignment of popular belt widths.



Alligator® Rivet Specifications

Operating Tension		Belt Thickness Range		Pulley Diameter		Approximate Hinge Pin Diameter	
PLW.	kN/m	in.	mm	in.	mm	in.	mm
300	52	1/8	3.2	3-1/2	88	.140	3.6
		7/32	5.6				



Alligator® Rivet

Alligator® Rivet Fastening System



Alligator® Multiple Rivet Installation Tool

The Alligator Multiple Rivet Installation Tool features a forged, heat-treated pneumatic punch and a durable, impact-resistant guide block. Includes tool with guide block, pneumatic punch and hand punch. NOTE: When using the pneumatic punch, air pressure not to exceed 85 psi.

Multiple Rivet Installation Tool

in.	mm	Ordering Number
7	175	MART-7
14	350	MART-14
Replacement Parts		
Pneumatic Punch		ARIP




Alligator® Rivet Fasteners

Alligator Rivet fasteners accommodate belts from 1/8" to 7/32" thick and are available in pre-cut lengths from 4" to 14" (100mm to 350mm). Each package includes fasteners, rivets and hinge pins for two complete splices.

Fasteners

Belt Widths		Ordering Number
in.	mm	
4	100	ARJ4/100
6	150	ARJ6/150
7	175	ARJ7/175
10	250	ARJ10/250
14	350	ARJ14/350



Replacement Hinge Pins

300 Series Stainless Spring Wire

Belt Widths		Ordering Number	Qty. Pkg.
in.	mm		
4	100	ARSSI-4/100	9
6	150	ARSSI-6/150	8
7	175	ARSSI-7/175	8
10	250	ARSSI-10/250	4
14	350	ARSSI-14/350	4

Steel Corrugated

Belt Widths		Ordering Number	Qty. Pkg.
in.	mm		
4	100	ARSH4/100	9
6	150	ARSH6/150	8
7	175	ARSH7/175	8
10	250	ARSH10/250	4
14	350	ARSH14/350	4

Extra Rivets

Description	Ordering Number
15 / Pkg.	AR3-15

Complete Tool Kits

Each kit includes an installation tool, guide block w/screw, two pneumatic punches, hand punch and air hammer. Packaged in a durable plastic tool box. NOTE: When using the pneumatic punch, air pressure not to exceed 85 psi.

in.	mm	Ordering Number
7	175	MARTK-7
14	350	MARTK-14



Flexible Steel Lacing Company
 2525 Wisconsin Avenue
 Downers Grove, IL 60515-4200 U.S.A.
 Telephone: (630) 971-0150
 Fax: (630) 971-1180
 E-mail: advertising@flexco.com
 Visit our Web site at: www.flexco.com

Australia: 61-2-9680-3322 • England: 44-1457-891000 • Germany: 49-7428-9406-0 • Mexico: 52-5-674-5326
 New Zealand: 64-9-415-4488 • Republic of South Africa: 27-11-974-2771

